

Europe's fiscal rules – up for debate

By [Pierre Aldama](#) and [Jérôme Creel](#)

At the euro zone summit in December 2018, the heads of state and government hit the brakes hard on the reform of fiscal governance: among the objectives assigned to the euro zone's common budget that they are wishing for, the function of economic stabilization has disappeared. This is unfortunate, since this function is the weak point of the fiscal rules being pursued by the Member States.

In a [recent article](#), we assessed how governments use the fiscal tools at their disposal to respond to information about trends in the public debt or the economic cycle that is at their disposal when they make their budgetary decisions. Thus, instead of evaluating the properties of fiscal rules using data that may well be revised retrospectively, we evaluated them “in real time”.[\[1\]](#)

Three main results emerged from our study. On the one hand, European governments ensure that their public debts are sustainable by improving their fiscal balance when the public debt increases. On the other hand, we found a trend towards fiscal consolidation at the bottom of the cycle in the euro area: fiscal policy is then rather destabilizing. Finally, euro area Member states have adopted a behaviour that was not found in the non-European countries in our sample: the euro zone Member states, unlike the others, continued to stabilize their public debts at the bottom of the cycle and during the crisis years. Thus the fiscal policy in the euro zone countries appears rather clearly to be untimely and inappropriate.

The results obtained as a whole for the euro area argue for a

reform of Europe's fiscal rules, but not necessarily in the sense most commonly accepted. The issue of stabilizing the public debt does not seem to be essential in so far as this is already being taken care of by the fiscal policies being implemented. Rather, what is needed is to rebalance these fiscal policies in favour of macroeconomic stabilization, especially if no common mechanism – such as a euro zone budget – has been set up for this purpose. European fiscal policies need to be more flexible and less prescriptive, with a focus on the dynamics of macroeconomic stabilization. Since no progress is envisaged at the European level, national automatic stabilizers need to be reinforced, increasing tax progressivity and the responsiveness of social spending to changes in economic activity in order to deal with the next cyclical downturn, both individually and collectively.

[1] One of if not the first article that focuses on evaluating fiscal policy using “real-time” data is by Golinelli and Momigliano ([Journal of Policy Modeling, 2006](#)). This literature is summarized in Cimadomo ([Journal of Economic Surveys, 2016](#)).

The Janus-Faced Nature of Debt

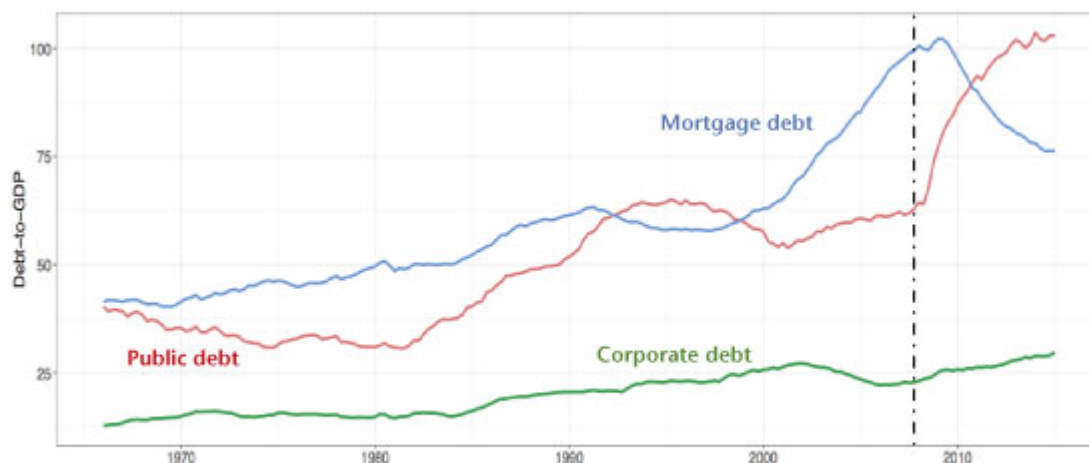
by Mattia Guerini, Alessio Moneta, [Mauro Napoletano](#), Andrea Roventini

The financial and economic crises of 2008 have been intimately intertwined with the dynamics of debt. As a matter of fact, a

research by [Ng and Wright \(2013\)](#) reports that in the last thirty years all the U.S. recessions had financial origins.

[Figure 1](#) shows that both U.S. corporate (green line) and mortgage (blue line) debts have been growing steadily from the sixties to the end of the century. In the 2000s, however, mortgage debt increased from around 60% to 100% of GDP in less than a decade. The situation became unsustainable in 2008 with the outburst of the subprime real asset bubble. The trend in debt changed since then. Mortgage debt declined substantially, while the U.S. public debt-to-GDP ratio (red line) skyrocketed from 60% to a level slightly above than 100% in less than 5 years, as a consequence of the Great Recession.

Figure 1. Private and public debt-to-GDP series



The vertical dashed line represents 2007 (Q4).

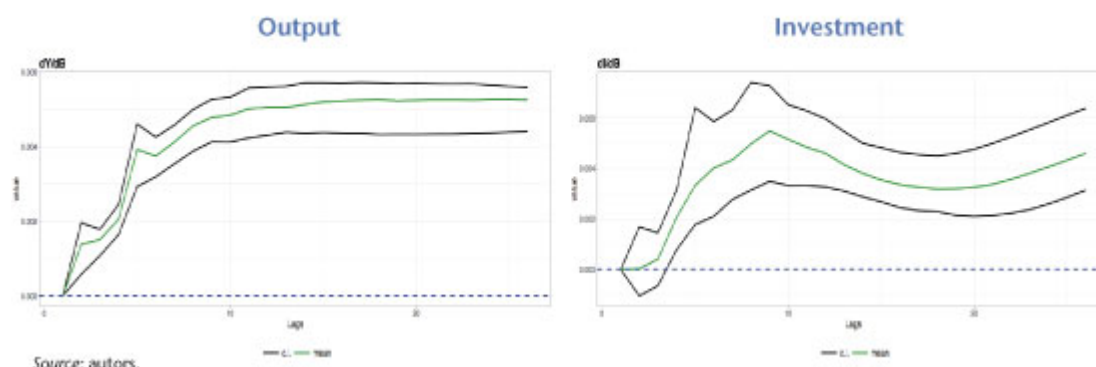
Source: authors.

This surge in public debt has been raising concerns about the sustainability of public finances, and more generally, about the possible detrimental effects of public debt on economic growth. Some economists argued indeed that there exist a 90% threshold after which public debt harms GDP growth (see [Reinhart and Rogoff, 2010](#)). Notwithstanding a large number of empirical studies contradicting this hypothesis (see [Herdon et al., 2013](#) and [Égert, 2015](#) as recent prominent examples), the debate is still open (see [Ash et al., 2017](#) and [Chudik et al., 2017](#)).

We have contributed to this debate with a new empirical analysis that jointly investigates the impact of public and private debt on U.S. GDP dynamics and that will appear on *“Macroeconomic Dynamics”* (see [Guerini et al., 2017](#)). Our analysis keeps the *a priori* theoretical assumptions as minimal as possible by exploiting new statistical techniques that identify causal structures from the data under quite general conditions. In particular, we employ a causal search algorithm based on the Independent Component Analysis (ICA) to identify the structural form of the cointegrated VAR and to solve the double causality issue.^[1] This has allowed us to keep an “agnostic” perspective in the econometric analysis, avoiding restrictions on the model, thus “letting the data speak”.

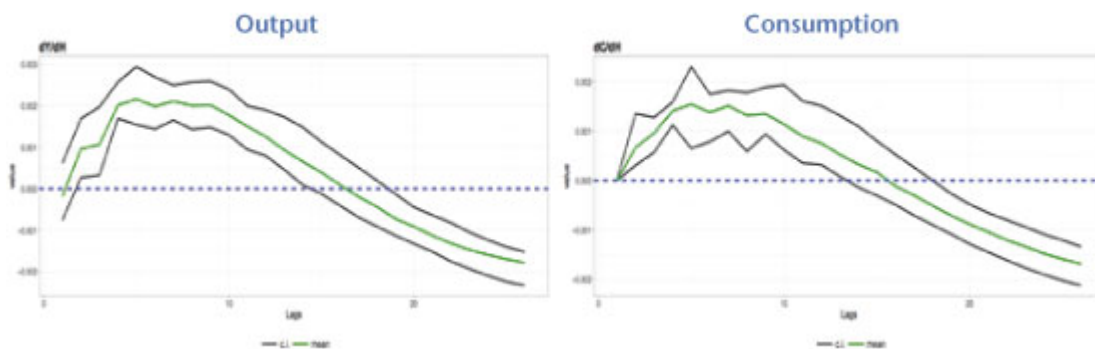
The results obtained suggest that public debt shocks *positively* and *persistently* affect output (see [Figure 2](#), left panel).^[2] In particular, our results provide evidence against the hypothesis that upsurges in public debt hamper GDP growth in the U.S. In fact, increases in public debt—possibly channeled through an increase in public spending in investments—crowd-in private investments, (see [Figure 2](#), right panel) confirming some results already brought to the fore by [Stiglitz \(2012\)](#). This implies that government spending and, more generally, expansionary fiscal policy spur output both in the short- and in the medium-run. In that, austerity policies do not seem to be the appropriate policy answer to overcome a crisis.

Figure 2. Effects of public debt on output and investment



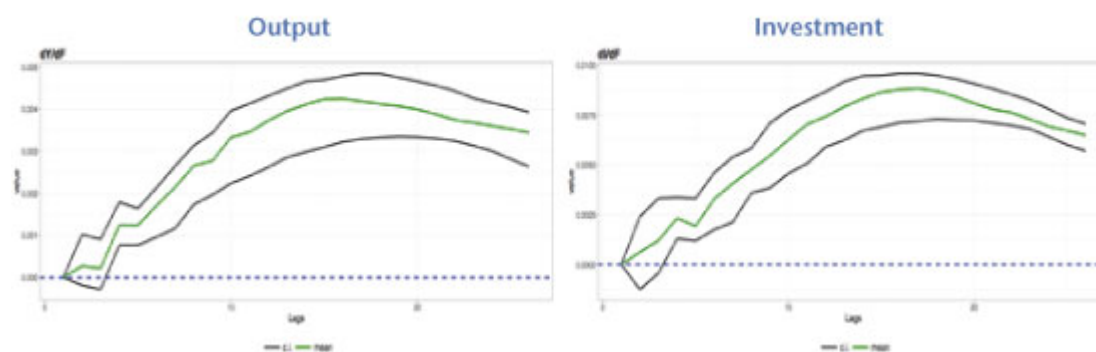
On the contrary, these positive effects are not fully observed when we look at the effects of private debt and in particular when we focus on mortgage debt. More specifically, we find that the positive effects of private debt shocks are milder than public debt's ones, and they fade out over time. Furthermore, increasing the levels of mortgage debt have a negative impact on output and consumption dynamics in the medium-run (see [Figure 3](#)), while their positive effects are only temporary and relatively mild. Such a result appears to be fully consistent with the results of [Mian and Sufi \(2009\)](#) and [Jordà et al. \(2014\)](#): mortgage debt fuels real asset bubbles, but when these bubbles burst, they trigger a financial crises that visibly transmit their negative effects to the real economic system for longer periods of time.

Figure 3. Effects of mortgage debt on output and consumption



Another interesting fact that emerges from our research, is that the other most important form of private debt—*i.e.* non-financial corporations (NFCs) debt—does not generate negative medium-run impacts. As a matter of fact (as it is possible to see in [Figure 4](#)) surges in the level of NFCs debt seems to have a positive effect both on GDP and on gross fixed capital formation, hence directly increasing the level of investments.

Figure 4. Effects of corporate debt on output and investment



Source: authors.

To conclude, our results suggest that debt has a *Janus-faced* nature: different types of debts impact differently on aggregate macroeconomic dynamics. In particular, possible threats to medium- and long-run output growth do not come from government debt (which might well be a consequence of a crisis), but rather from increasing too much the level of private one. More specifically, surges in the level of mortgage debt appear to be much more dangerous than the building up of corporate debt.

^[1] For details about the ICA algorithm see [Moneta et al. \(2013\)](#); for details about its statistical properties see [Gourieroux et al. \(2017\)](#).

^[2] When computing the Impulse Response Functions, we apply a 1 standard deviation (SD) shock to the relevant debt variable. Hence, for example, on the y-axis of Figure 2, left panel, we can read that a 1 SD shock to public debt has a 0.5% positive effect on GDP in the medium run.

Balance sheets effects of a euro break-up

By Cédric Durand (Université Paris 13), and [Sébastien Villemot](#)

When it was introduced at the turn of the millennium, the euro was widely perceived as a major achievement for Europe. The apparent economic successes, coupled with cross-country convergence of several economic indicators, fueled this sentiment of success. A couple of years later, the picture looks dramatically different. The world financial crisis has revealed imbalances that have led to the sovereign debt crisis and brought the euro area on the verge of dislocation. The austerity policies that became the norm on the continent in 2011 fueled a protracted stagnation^[1], with growth rates that look bleak in comparison to the United States and the United Kingdom.

This economic underperformance has fueled popular resentment against the euro, now seen by a growing number of European people as the problem rather than the solution. The financial community itself seems to be prepared to the possibility of an exit or a dissolution of the single currency by cutting back on cross-border positions. Greece was on the verge to leave in 2015. And the intellectual mood is also shifting: leading thinkers, such as US economist Joseph Stiglitz, or German Sociologist Wolfgang Streeck are among the most visible figures of a wider change of attitude.

A country exiting the euro, or even the dissolution of the single currency, has therefore become a concrete possibility. Such an event would obviously have a major impact in several dimensions. On the economic side, the most obvious consequence would be the changing conditions in products markets due to the new exchange rates; uncertainty would prevail in the short run, but in the longer run the possibility of adjusting

nominal parities would help with the unfolding of current account imbalances.

There however exists another impact, less discussed, but potentially more disruptive: the changes in the balance sheet position of economic actors, resulting from the currency redenomination process. This process could introduce significant currency mismatches between the asset and liability sides. Assessing the unfolding of these balance sheet effects is crucial, because they could affect financial relations, investment and trade, have unexpected redistributive effects and, if not adequately managed, lead to productive disruption.

The concrete questions that we ask are the following. If a country exits the euro and depreciates its new national currency, what will be the consequences for domestic economic agents which have liabilities denominated in euros: will they be able to repay in the new national currency? and if not, will they be able to avoid bankruptcy despite the increase of their debt burden? Conversely, what are the consequences for exiting countries whose new currency appreciates and who have accumulated foreign assets?

In a [recent research paper](#), we propose such an assessment of the redenomination risk in the euro area, by country and by main institutional sector, for two scenarios: a single country exit and a complete break-up.

Our analysis relies on the concept of “relevant” liabilities and assets: those are the balance sheet items that will not be redenominated into the new currency after the exit, because of legal or economic reasons. In practice, the most important factor for determining which debt or assets are “relevant” is their governing law: if a financial contract is governed by domestic law, the chances are high that the government of the exiting country will be able to redenominate it into the new currency, by simply passing a law in parliament. Conversely,

contracts under foreign law (typically English or New York law) will remain in euros—or be redenominated in some other foreign currency if the euro disappears. In the first case, the lender bears the economic loss; in the second case, the risk is borne by the borrower whose debt burden is increased, unless she decides to default and therefore to impose losses on the lender.

Focusing on the liability side, Table 1 presents our estimates for the relevant debt, by country and institutional sector. It therefore gives an estimate of the exposure of the various sectors and countries to a euro-exit followed by a depreciation. Since the first months after a euro exit will be the most critical, potentially with an exchange rate overshooting, the short-term component of the relevant debt is also reported.

Table 1. Relevant debt by sector (% of GDP, Q3 2015)

In %

	Greece	Italy	Portugal	Spain	Ireland	France
General government	142	8	57	12	35	2
<i>incl. short term</i>	3	7	7	0	2	0
Financial corporations	42	30	18	43	395	42
<i>incl. short term</i>	29	4	2	8	98	8
Non-financial corps. + households	13	18	20	15	312	33
<i>incl. short term</i>	5	8	8	4	53	17

	Germany	Netherlands	Austria	Luxembourg	Belgium	Finland
General government	6	5	35	7	10	17
<i>incl. short term</i>	2	2	4	0	2	6
Financial corporations	28	225	35	876	22	59
<i>incl. short term</i>	9	36	8	735	7	17
Non-financial corps. + households	20	66	23	910	23	20
<i>incl. short term</i>	5	18	6	385	13	4

Sources : BIS, World Bank QEDS, authors' computations.

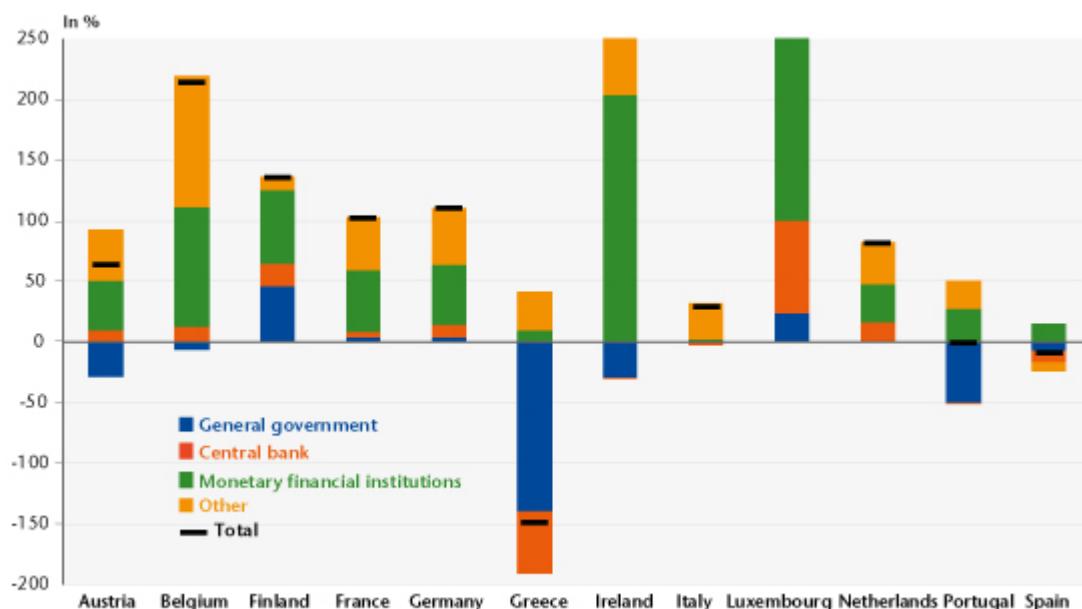
On the side of public debt, the countries most at risk are Greece and Portugal, since they have large external loans that will have to be reimbursed in euros. Conversely, France or Italy are quite safe on their public debt, because almost all of it is under domestic law and can therefore be easily redenominated into Francs or Lira. The financial sector is more exposed, especially in countries acting as financial intermediaries like Luxembourg, the Netherlands or Ireland.

The exposure of the non-financial private sector looks much more limited (and due to data limitations, the figures are overestimated in countries with a highly developed non-banking financial system).

However, relevant liabilities are not the whole story. Relevant assets also matter: for countries which are expected to depreciate (typically southern countries including France), those help mitigating the debt problem, since assets in foreign currency will become more valuable in the domestic currency; conversely, in the case of a currency appreciation (typically northern countries), it is from the asset side that difficulties can arise.

The figure shows our estimates for relevant net positions, *i.e.* for the difference between relevant liabilities and assets. A positive number means that a depreciation will improve the balance sheet, while an appreciation will deteriorate it.

Figure. Relevant net position (% of GDP, excl. fin. derivatives, Q3 2015)



Sources: Eurostat, IMF, BIS, World Bank, Banca d'Italia, Bank of Finland, authors' computations.

The striking fact is that, for most countries and sectors, the relevant net position is positive. This means that northern countries can make a significant loss on their foreign assets

if they leave. Conversely, for southern countries and France, there is no aggregate balance sheet risk for the private sector (except for Spain), and even no risk for the public sector in some cases. This does not mean that there is no problem because, at the micro level, the holders of the relevant assets may not be the same as those of the relevant liabilities, but at least there is room for maneuver.

In order to give a broader picture that takes into account the fact that assets can mitigate liabilities problem—but only to some extent—and that short-term debt is the most critical issue, we have constructed a composite risk index that synthesizes all these dimensions, as shown in Table 2. In particular, this indicator was constructed using estimates for the expected exchange rate movements after the exit from the euro.

Table 2. Composite risk index (Q3 2015)

	General government + central bank	Financial corporations	Non-financial corps. + households
Austria	0	1	1
Belgium	1	0	1
Finland	0	2	1
France	0	0	1
Germany	0	1	1
Greece	3	3	1
Ireland	1	3	2
Italy	0	0	0
Luxembourg	1	3	3
Netherlands	0	0	1
Portugal	2	1	1
Spain	1	1	1

Légende:

0 = No risk	2 = Medium risk
1 = Low risk	3 = High risk

Source: authors' computations.

Though this exercise necessarily entails some arbitrary thresholds, it helps identifying a few specific vulnerabilities: the public debts of Greece and Portugal, for which a substantial restructuring or even a default would be the likely outcome; the financial sectors of Greece, Ireland,

Luxembourg, and potentially Finland, which would have to undergo a deep restructuring; and potentially the non-financial sector of Ireland and Luxembourg, though that latter result may be an artifact caused by our data limitations.

The broad conclusion that can be drawn from our analysis is that, even though the problem of balance sheets is real and should be taken seriously, its overall order of magnitude is not as large as some claim. In particular, in the non-financial private sector, the issue should be manageable provided that proper policy measures are implemented, and disruptions should in that case be limited.

Assessing the costs of a euro exit obviously matters for properly dealing *ex post* with the event, if it were to materialize because of some unexpected political or economic shock. But this assessment is also interesting from an *ex ante* perspective, especially for a country which is considering whether to leave or to stay. In this respect, our analysis leads to a somewhat unexpected conclusion: the costs are probably not so high for some deficit countries (Italy, Spain), while they are higher than usually thought for surplus countries who could suffer capital losses through depreciations or defaults. The awareness of this fact should give a stronger bargaining power to southern countries in their negotiations with northern countries concerning the future of the Eurozone.

[1] See the [independent Annual Growth Survey \(iAGS\) reports](#).

European Semester: assessing the aggregate fiscal stance is good, discussing about its economic impact is better

by [Raul Sampognaro](#)

On November the 26th, the ECFIN launched the European Semester and published the [2016 Annual Growth Survey](#) and the [Euro Area policy recommendation](#). The ECFIN states that the large spillovers from fiscal policy decisions and the current constraints on the single monetary policy call for strengthened attention to the aggregate fiscal stance at the euro area level. The recommended aggregate fiscal stance should take into account the cyclical position of the euro area. Moreover, a broadly neutral aggregate fiscal stance for the next years in the euro area appears appropriate to ECFIN in light of downside risks to growth and the persistent economic slack.

Opening the debate about the aggregate fiscal stance constitutes an important step in the improvement of the macroeconomic policy framework in the EA. In fact, the crisis that Euro zone has been facing since 2012 can be explained to a large extent by the fragilities in the monetary union. The lack of economic policy coordination emerged as one of the most important weaknesses. Before the crisis, the ECB was left alone to deal with common shocks while the fiscal policy was supposed to manage asymmetric shocks. Furthermore, the fiscal policy was supposed to safeguard public debt sustainability. This double objective was supposed to be assured by the compliance with the Stability and Growth Pact (SGP) rules. This framework failed during the crisis. First, the rules of the SGP were focused only on public debt sustainability and

neglected the impact of fiscal policy on macroeconomic stabilization. Second, the decentralization of the procedures resulted in a bad aggregate outcome. The asymmetry in the rules implies ill-calibrated adjustments in deficit countries while anything forces countries with fiscal space to implement growth supportive policies.

In order to assess about the global orientation of fiscal policy the weighted sum of changes in structural balances is the traditional indicator used in the European Semester. This figure evaluates the evolution of deficits in the long run, once the cyclical effects are purged. This figure depends crucially on the way structural deficits are calculated and hence on the assumptions about the potential output used: even under common budgetary assumptions, the evolution of structural balance can evolve in different ways (see lines 2 and 3 of the table 1, which are computed using the same assumptions in terms of fiscal policy). On the basis of this indicator, the aggregate fiscal stance in the euro area is neutral or slightly expansionary in 2015 and 2016. This assessment is shared by [the 2016 independent Annual Growth Survey \(iAGS\)](#). On the basis of the announcements of the Member States in their Stability Programmes, the iAGS team forecast that the fiscal consolidation will start again in 2017. This result differs with ECFIN forecasts, based on a no-policy change scenario that only takes into account the measures already implemented.

Table 1. Aggregate Fiscal Stance

Change in structural balance

Assumptions	2015	2016	2017
2016 iAGS	-0.1	-0.1	0.2
ECFIN, Autumn Forecast	-0.1	-0.1	-0.1
ECFIN, based on OECD's output gap	0.0	-0.1	-0.1

Note: The 2017 change of structural balance is computed on a no-policy change scenario by ECFIN, and the iAGS scenario takes into account commitments of Member States in their last Stability Programmes.

Source: Ameco, OECD, Draft Budgetary Plans and Stability Programmes.

If the change of the structural balance shows that fiscal policy is broadly neutral in the euro area as a whole, the

assessment of its economic impact needs to be completed. In the [2016 independent Annual Growth Report](#), we propose a new way to compute the aggregate fiscal stance that takes into account the most recent advances in the literature. According to several authors the multipliers of public expenses – which are decreasing in most of the bigger euro area economies– are higher than those associated with tax changes –which are decreasing and should have an expansionary impact. This is particularly true when output gaps are negative. Hence, the proposed indicator of the aggregate fiscal stance proposed is based on a weight that takes into account the macroeconomic impact of fiscal policy.

When the composition and the localisation of the fiscal impulses are taken into account, the assessment of the aggregate fiscal stance is modified. According to our calculation, fiscal policy will be slightly contractionary in 2016 (-0.1 point of GDP, table 2) in spite of the decrease in the aggregate structural balance. This paradox can be explained by the localisation of the impulsion, which has low impact in Germany and the composition of the expansion in Italy and in Spain (based on large tax cuts with a low multiplier partially compensated by an effort in expenses with a high multiplier).

Table 2. Impact of fiscal policy on Euro Area GDP

In points of GDP

Impact of fiscal policy on EA GDP	2015	2016	2017
2016 iAGS	0.1	-0.1	-0.2
ECFIN, Autumn Forecast	0.2	0.0	0.1
ECFIN, based on OECD's output gap	0.0	-0.1	0.1

Source: Ameco (Autumn Forecast 2015) and OECD (EO 97).

The apparent paradox of a fiscal loosening with recessionary effects raises the matter of the fiscal space –expansionary policies should be larger in unconstrained countries– and the flexibilities in the application of SGP –expansion should be done in countries with high multipliers. Analyzing the situation of each Member State vis-à-vis the SGP, it appears

that very few countries have fiscal space with respect to the rules of the SGP. According to the ECFIN analysis of [Draft Budgetary Plans](#), only Germany would have some fiscal space but the efficiency of a timid German based stimulus would be limited, at least from a GDP point of view. This raises new questions and particularly about the creation of a common fiscal capacity that would enable implementation of a counter-cyclical budgetary policy, especially when there is no scope for monetary policy like a situation of liquidity trap and deflation. This is the rationale of the Juncker Plan that aims to increase investment in the euro zone. However, the plan relies on unrealistic leverage assumptions and the selection of investment projects, based on the profitability of the project, may lead to a pro-cyclical bias. This plan may not be sufficient to generate the demand shock needed to escape from the Zero Lower Bound, suggesting that a permanent is needed. Taking into account the very high levels of unemployment and underemployment, even the highest value of the fiscal impulse (+0.1% GDP) is far too low to deliver significant stimulus. A coordinated increase of public investment with a focus on the Europe 2020 targets would be a proper policy change for a more balanced economic policy. With the implementation of the golden rule of public investment, such a stimulus could be achieved in line with the European fiscal rules.

**Wage moderation in Germany –
at the origin of France's**

economic difficulties

By Xavier Ragot, President of the OFCE, CNRS-PSE, together with Mathilde Le Moigne, ENS

If the future of the euro zone does indeed depend on political cooperation between France and Germany, then economic divergences between the two countries should be a cause for concern. These divergences need to be analysed, with particular attention to three specific areas: the unemployment rate, the trade balance and the public debt. Germany's unemployment rate is falling steadily; in June it was under the 5% mark, which represents almost full employment, whereas the French rate is over 10%. Germany's low unemployment rate does not however reflect strong consumption by German households, but rather the country's export capacity. While France continues to run a negative trade balance (importing more than it exports), Germany is now the world's leading exporter, ahead of China, with a trade surplus that will run close to 8% in 2015. As for the public deficit, it will be around 3.8% in France in 2015, while Germany is now generating a surplus. This has impressive consequences for the way the public debt is changing in the two countries. In 2010 they were similar, at around 80% of GDP, but in 2014 Germany's public debt fell below 75%, and is continuing to decline, while France's debt has continued to grow, and has now hit 97%. This kind of gap is unprecedented in recent times, and is fraught with mounting tension over the conduct of monetary policy.

This triple divergence is inevitably leading to differences in the political response, with respect to the population's ability to take in migrants and to the understanding of countries facing economic difficulties, such as Greece, but also with respect to the ability to cope with future economic crises. Economic divergence will become political divergence. The point is not to idealize the German situation, which is

characterized by a large number of workers who have failed to benefit from the fruits of growth, as is shown in a recent study by France Stratégie, as well as by a rapid decline in population. This should not stop us from taking a hard look at the economic gap arising between the two countries.

What are the reasons for Germany's commercial success?

Many factors have been advanced to explain the divergence between the two neighbours: for some, it's a matter of the German strategy – outsourcing value chains, aggressive wage moderation, fostering competition between companies – and for others, French weaknesses: poor geographical and / or sectoral specialization, insufficient public support for exporters, and a lack of competition in certain sectors. Our [recent study](#) emphasizes the delayed impact of German wage moderation and suggests that this could explain almost half of the Franco-German divergence. To understand the mechanisms involved, it is necessary to distinguish between the sectors exposed to international competition and the sectors that are sheltered. The exposed sectors include industry, but also agriculture, including animal husbandry, which is currently in the news, and some services that can be traded. The sheltered sector includes transportation, real estate, retailing and a large part of personal services.

While unit labour costs in France have risen regularly and at similar levels in the two above-mentioned sectors, they have remained extraordinarily stable in Germany for nearly ten years. This wage moderation is the result of both poor management of German reunification, which tipped the balance of power during wage negotiations in favour of employers, and, to a much less extent, the introduction of the Hartz reforms in 2003-2005, which aimed to create low-paid work in the less competitive sectors (particularly the sheltered sector). The cost of German reunification is estimated at 900 billion euros, in terms of transfers from former West Germany, or slightly less than three times the Greek debt. Faced with this

kind of challenge, the wage moderation initiated in 1993 represented a strategy for re-convergence between the two parts of Germany. In 2012, German nominal wages were 20% lower than French wages in the exposed (tradable) sector and 30% lower in the sheltered sector, compared to the 1993 levels. A look at French and German margin levels shows that in the exposed sector, French exporters have made significant efforts by reducing their margins in order to maintain their price competitiveness. In the sheltered sector, French margins are on average 6% higher than German margins. The bulk of France's loss of price competitiveness is therefore a loss of cost competitiveness.

How much have these differences contributed to unemployment and the trade balance in the two countries? Our quantitative analysis shows that if German wage restraint had not taken place between 1993 and 2012, today's 8% gap in the trade balances would instead be 4.7% (2.2% of this being due solely to German wage moderation in the sheltered sector). Thus, Germany's wage moderation policy explains almost 40% of the difference in trade performance between the two countries. We also found that this wage moderation accounts for more than 2 points of France's unemployment.

The non-price competitiveness gap

This leaves nearly 60% of the difference in the trade balances still needing to be explained. Our study suggests that this difference is due to the quality of the goods produced, so-called non-price competitiveness. Between 1993 and 2012, the German quality-price ratio increased by around 19% compared with that of France, which has therefore more than offset the rise in German export prices relative to French prices. There is clearly a "quality" effect in this non-price competitiveness: Germany produces "high end", more innovative goods than France does in the same sectors. It is also possible to see an impact due to the outsourcing of some German production (nearly 52% of production volume in 2012) to

countries where costs are lower: Germany today is a centre for design and assembly, which saves money on its intermediary costs, enabling it to invest more in brand strategies and efforts to move upscale.

This effect is nevertheless probably endogenous, that is to say, it flows in part from Germany's advantage in cost competitiveness. Low labour costs have enabled German exporters to maintain their margins in the face of external competition. The funds generated have led to investments which French companies have probably had to forego in order to maintain their price-competitiveness, thus losing the opportunity to catch up with German products in terms of non-price competitiveness over the longer term.

A positive way out and up

The root cause of the gap in economic performance between Germany and France lies in the nominal divergence observed between the two countries since the early 1990s. One way to reduce these differences would be to promote convergence in wages in Europe and in its labour markets more generally. Germany would need to allow wage inflation that was higher than in the periphery countries, thereby dealing with the increase in social inequalities in Germany, while France must not fall into the trap of competitive deflation, which would destroy its domestic demand, while keeping wage movements under control. In this respect, the report of the five Presidents presented by the European Commission on 22 June 2015 proposes the establishment of national competitiveness authorities, which hopefully would allow greater cooperation on social welfare and employment.

The difference in wages between France and Germany has profound implications in terms of economic thought. The increased trade integration that followed the introduction of the euro led not to a convergence but to a divergence in labour markets. It is then up to each State to once again

bring about convergence of the economies while supporting economic activity. This State intervention in the economy is more complex than the simple Keynesian framework for the management of aggregate demand, and now involves the convergence of labour markets. Heretofore, Europe's response has been systematic cuts in labour costs, while what is really needed is to increase wages in surplus countries, such as Germany, for example by using the minimum wage as a tool. All this, it is true, is economics. The politics begins when we realize that only long-term cooperation can bring about a convergence in national interests.

The Greek Sisyphus and its public debt: towards an end to the ordeal?

By [Céline Antonin](#)

After its failure to elect a new President by a qualified majority vote, the Greek Parliament was dissolved, with early elections to be held on 25 January 2015. The radical left party Syriza is leading the opinion polls on the election, ahead of the "New Democracy" party of the outgoing Prime Minister, Anthony Samaras. While Syriza's economic programme has met with enthusiasm from the population, it has aroused concern from the Troika of creditors (IMF, ECB and EU), particularly on three issues: the country's potential withdrawal from the euro zone, the implementation of a fiscal stimulus, and a partial sovereign default. This last topic will be the main issue after the elections.

The election's real stakes: restructuring Greece's public debt

Fears about Greece's potential exit from the euro zone (the infamous "Grexit") need to be nuanced. The situation is different from what it was at the time of the sovereign debt crisis, when bond rate differentials were fuelling worry about contagion and the breakup of the euro zone. Furthermore, Syriza is not in favour of leaving the euro, and no-one can force the country's hand, given that there is no provision for this in any text. Finally, the consequences of such a decision on the other members could be severe, so that a Greek withdrawal from the euro zone would come only as a last resort.

Syriza is calling for an end to austerity and for a fiscal stimulus of 11 billion euros along with restoring the minimum wage to its previous level, better pensions, rehiring civil servants and increased public spending. Can a compromise be reached with the Troika? Nothing is less sure, and it is virtually certain that Syriza will have to revise its ambitions downwards. The Greek deficit has of course shrunk. The country ran a small primary surplus in 2014 and is expected to continue its fiscal consolidation policy in 2015-2016. But Greece must continue to borrow to finance the interest on the debt, to repay or renew the debt reaching maturity and to repay the loans from the IMF. To do this, Greece must rely largely on external aid. From the second half of 2015, the country will face a financing gap of 12.5 billion euros (19.6 billion euros if it does not get IMF assistance). Moreover, Greece's still fragile banks [\[1\]](#) are very dependent on access to the ECB's Emergency Liquidity Assistance Program (ELA), which allows them to obtain emergency liquidity from the Bank of Greece. If Greece rejects the reforms, a showdown with the Troika is likely. The ECB has already threatened to cut off the country's access to liquidity. In addition, the Troika is the main creditor of Greece, which however has a new bargaining point: to the extent that Greece borrows only what

it needs to repay its debt, and not to fund its budget deficit, it could threaten its creditors with a unilateral default on payments, even if this is a dangerous game that could deprive it of access to market financing for many years to come.

It is precisely this issue of restructuring Greece's debt and a partial default that is being emphasized by Syriza and which will likely be one of the main post-election issues. Alexis Tsipras wants to cancel a portion of the public debt, to put a moratorium on interest payments, and to condition repayments on the country's economic performance. According to forecasts by the EU Commission and the IMF, Greece's public debt ratio is expected to fall from 175% of GDP in 2013 to 128% in 2020. However, the assumptions underlying this scenario are not realistic, *i.e.* nominal growth of more than 3% in 2015, a primary surplus of 4.5% of GDP between 2016 and 2019, etc. Given the size of Greece's public debt in 2013 and its amortization profile (with reimbursements amounting to 13 billion euros in 2019 and up to 18 billion euros in 2039[2]), a new restructuring seems inevitable.

A public debt that is essentially held by euro zone countries

Since the onset of the Greek crisis in autumn 2009, the composition of the country's public debt has changed substantially. While in 2010, the debt was held by financial investors, the picture in early 2015 is very different [3]. After two assistance plans (in 2010 and 2012) and a restructuring of the public debt held by the private sector in March 2012 (Private Sector Involvement Plan), 75% of the public debt now consists of loans (**Table 1**). Together the IMF, the ECB, the national central banks and the countries of the Eurozone hold 80% of Greece's public debt.

Table 1. Breakdown of Greece's public debt, by holder, september 2014

In billion euros

	September 2014	As % of total debt
Total	321,7	100
Debt securities	79,8	25
Commercial paper (Short-term)	13,4	4
Treasury bills (Long-term)	66,4	21
<i>By ECB and national central banks</i>	25,0	8
<i>By private sector</i>	41,4	13
Loans	241,8	75
IMF	32,1	10
Greek central bank + domestic loans	4,4	1
Euro zone countries	194,8	61
<i>From 1st assistance plan (Greek Loan Facility)</i>	52,9	16
<i>From 2nd assistance plan (EFSF)</i>	141,9	44
Other loans and repos	10,5	3

Sources: Debt Management Agency, IMF, ECFIN, author's calculations.

Conversely, since the March 2012 restructuring plan, Europe's banks have sharply reduced their exposure to Greece's public debt (**Table 2**). Moreover, their capital levels have risen since 2010, especially with the gradual implementation of the Basel 3 reform. The banks thus have a safety margin in the case of a partial default by Greece.

Table 2. Exposure of banks to Greek debt (public and total)

In billions of euros

	Total Greek debt (public + private)			Greek public debt		
	Q3 2009	Q1 2012	Q2 2014	Q4 2010	Q1 2012	Q2 2014
Total banks	430,5	105,6	73,8	62,9	9,0	3,5
European banks	389,2	99,1	47,8	60,2	8,3	2,2
<i>France</i>	112,4	54,7	3,0	20,3	2,5	0,1
<i>Germany</i>	61,8	8,3	18,9	20,0	1,0	0,2
<i>United Kingdom</i>	17,9	11,1	18,1	4,6	0,3	0,8
Non-European banks	NA	6,5	26,1	2,6	0,7	1,3
<i>United States</i>	27,8	5,1	24,6	2,0	0,6	1,3

Sources: BIS, ECB, author's calculations.

Since more than half of Greece's public debt is held by members of the euro zone, no renegotiations can take place without their involvement.

So what are the possibilities for restructuring the debt?

The European countries have already made several concessions

to help Greece service its debt:

- The maturity of the loans has been increased and the interest rate on loans granted by the EFSF has been reduced. For the first assistance program (bilateral loans), the initial maturity was 2026 (with a grace period until 2019) and the interest rate was indexed to the 3-month Euribor plus a risk premium of 300 basis points. In 2012, this risk premium was cut to 50 basis points and the maturity was extended by 15 years to 2041;
- Any profits made by the ECB and the national central banks on the bonds they hold were returned to Greece;
- Interest payments on the EFSF loans were deferred by 10 years.

Solutions like some used in the past could be implemented. The debt could be rescheduled. Indeed, the rate charged on the loans in the first assistance package (3-month Euribor + 50 basis points) is generally higher than the financing costs of the European countries, and could be lowered. And the term of the loans in the first and second assistance packages could be extended by another 10 years, until 2051. According to the Bruegel think-tank, these two measures combined [would reduce Greece's total repayments by 31.7 billion euros](#).

These measures nevertheless seem limited for resolving the issue of Greek debt: they only postpone the problem. Other measures are needed to relieve Greece of its public debt burden. As the euro zone countries are the main ones exposed to Greece's debt, they have an interest in finding a compromise: if there is a unilateral default, it is taxpayers throughout Europe who will wind up paying.

As for the IMF, there's no point waiting for debt forgiveness. The institution is indeed the senior creditor in case of a country's default, and lender of last resort. Since its founding, it has never cancelled a debt. It is therefore with

the members of the euro zone, Greece's main creditors, that a partial default needs to be negotiated. On the one hand, Greece can threaten an uncoordinated unilateral default, causing losses for its creditors. But on the other, it has no interest in alienating euro zone members and the ECB, which have been its main supporters during the crisis. A sudden default would deprive it of access to market financing for many years; even if Greece has achieved a primary surplus, the situation is unstable and it still needs external financing, even if only to honour its repayments to the IMF. One solution would be for the euro zone countries to accept a discount on the face value of the government debt they hold, as was done with private investors in March 2012.

In conclusion, Greece is facing a series of challenges. In the short term, the priority is to find sources of financing to get through 2015. To do this, the country will have to deal with the Troika, in particular the ECB, whose action will be crucial. The Bank has warned Greece that if negotiations fail, it could cut off the country's access to liquidity. Furthermore, on 22 January 2015, the ECB must reach its long-awaited decision on quantitative easing; the issue is whether the ECB will accept the redemption of Greek government bonds. In the longer term, the issue of restructuring the debt will inevitably arise, regardless of who wins the polls. However, the restructuring is likely to be easier with public creditors than with the private banks, if, that is, Greece has in turn won the trust of its European partners.

[1] See the [results of the stress tests published by the ECB on 26 October 2014](#).

[2] See the [Hellenic Republic Public Debt Bulletin, no. 75, September 2014, Table 6](#).

[3] For a comparison with the situation in June 2012, see [Céline Antonin, “Retour à la drachme: un drame insurmontable?”](#), [Return to the drachma: an insurmountable drama?], *Note de l’OFCE* no. 20, June 2012.

Does growth in the euro zone really depend on a hypothetical German fiscal stimulus?

By [Christophe Blot](#) and [Jérôme Creel](#)

The debate on economic policy in Europe was re-ignited this summer by [Mario Draghi](#) during the now traditional symposium at Jackson Hole, which brings together the world’s main central bankers. Despite this, it seems that both the one side ([Wolfgang Schäuble](#), Germany’s finance minister) and the other ([Christine Lagarde](#), head of the IMF) are holding to their positions: fiscal discipline plus structural reforms, or demand stimulus plus structural reforms. Although the difference can seem tenuous, the way is now open for what Ms. Lagarde called “fiscal manoeuvring room to support a European recovery”. She is targeting Germany in particular, but is she really right?

In an [interview](#) with the newspaper *Les Echos*, Christine Lagarde said that Germany “very likely has the fiscal manoeuvring room necessary to support a recovery in Europe”. It is clear that the euro zone continues to need growth (in

second quarter 2014, GDP was still 2.4% below its pre-crisis level in first quarter 2008). Despite the interest rate cuts decided by the ECB and its ongoing programme of exceptional measures, a lack of short-term demand is still holding back the engine of European growth, mainly due to the generally tight fiscal policy being pursued across the euro zone. In today's context, support for growth through more expansionary fiscal policy is being constrained by tight budgets and by a political determination to continue to cut deficits. Fiscal constraints may be real for countries that are heavily in debt and have lost market access, such as Greece, but they are more of an institutional nature for countries able to issue government debt at historically very low levels, such as France. For Ms. Lagarde, Germany has the manoeuvring room that makes it the only potential economic engine for powering a European recovery. A more detailed analysis of the effects of its fiscal policy – both internally and spillovers to European partners – nevertheless calls for tempering this optimism.

The mechanisms that underlie the hypothesis of Germany driving growth are fairly simple. An expansionary fiscal policy in Germany would boost the country's domestic demand, which would increase imports and create additional opportunities for companies in other countries in the euro zone. In return, however, the impact could be tempered by a slightly less expansionary monetary policy: as [Martin Wolf](#) argues, didn't Mario Draghi ensure that the ECB would do everything in its power to ensure price stability over the medium term?

In a [recent OFCE working document](#), we have tried to capture these various commercial and monetary policy effects in a dynamic model of the euro zone. The result is that a positive fiscal impulse of 1 GDP point in Germany for three consecutive years (a plan involving 27.5 billion euros per year [\[1\]](#)) would boost growth in the euro zone by 0.2 point in the first year. This impact is certainly not negligible. However, this is due solely to the stimulation that would benefit German growth and

not to spillovers to Germany's European partners. Indeed, and as an example, the increase in Spain's growth would be insignificant (0.03 point of growth in the first year). The weakness of the spillover effects can be explained simply by the moderate value of Germany's fiscal multiplier [\[2\]](#). Indeed, the recent literature on multipliers suggests that they rise as the economy goes deeper into a slump. But based on the estimates of the output gap retained in our model, Germany is not in this situation, and indeed the multiplier has dropped to 0.5 according to the calibration of the multiplier effects selected for our simulations. For an increase in German growth of 0.5 percentage points, the effect of the stimulation on the rest of the euro zone is therefore low, and depends on Germany's share of exports to Spain and the weight of Spanish exports in Spanish GDP. Ultimately, a German recovery would undoubtedly be good news for Germany, but the other euro zone countries may be disappointed, just as they undoubtedly will be from the implementation of the minimum wage, at least in the short term, as is suggested by [Odile Chagny and Sabine Le Bayon](#) in a recent post. We can also assume that in the longer term the German recovery would help to raise prices in Germany, thereby degrading competitiveness and providing an additional channel through which other countries in the euro zone could benefit from stronger growth.

And what would happen if the same level of fiscal stimulus were applied not in Germany, but rather in Spain, where the output gap is more substantial? In fact, the simulation of an equivalent fiscal shock (27.5 billion euros a year for three years, or 2.6 points of Spanish GDP) in Spain would be much more beneficial for Spain but also for the euro zone. While in the case of a German stimulus, growth in the euro zone would increase by 0.2 percentage points over the first three years, it would increase by an average of 0.5 points per year for three years in the event of a stimulus implemented in Spain. These simulations suggest that if we are to boost growth in the euro zone, it would be best to do this in the countries

with the largest output gap. It is more effective to spend public funds in Spain than in Germany.

In the absence of any relaxation of the fiscal constraints on Spain, a stimulus plan funded by a European loan, whose main beneficiaries would be the countries most heavily affected by the crisis, would undoubtedly be the best solution for finally putting the euro zone on a path towards a dynamic and sustainable recovery. The French and German discussions of an investment initiative are therefore welcome. Hopefully, they will lead to the adoption of an ambitious plan to boost growth in Europe.

Table. Impact of a fiscal expansion in Germany and in Spain

In percentage points

	Fiscal expansion in Germany			Fiscal expansion in Spain		
	German growth	Spanish growth	Euro zone growth	German growth	Spanish growth	Euro zone growth
2013	0,5	0,0	0,2	0,0	4,9	0,5
2014	0,6	0,0	0,2	0,0	5,8	0,7
2015	0,5	0,0	0,2	0,0	2,8	0,4
2016	0,0	0,0	0,0	0,0	-0,7	-0,1
2017	-0,6	0,0	-0,2	0,0	-2,6	-0,3
2018	-0,8	0,0	-0,2	0,0	-3,0	-0,3
2019	-0,7	0,0	-0,2	0,0	-2,9	-0,3

Source: iAGS model.

[1] The measure is then compensated in a strictly equivalent way so that the shock amounts to a transient fiscal shock.

[2] Recall that the fiscal multiplier reflects the impact of fiscal policy on economic activity. Thus, for one GDP point of fiscal stimulus (or respectively, tightening), the level of activity increases (respectively, decreases) by k points.

Towards a better governance in the EU?

By [Catherine Mathieu](#) and [Henri Sterdyniak](#)

The 10th EUROFRAME Conference on economic policy issues in the European Union was held on 24 May 2013 in Warsaw on the topic, "Towards a better governance in the EU?" Revised versions of twelve of the papers presented at the Conference are included in issue 132 of the "Debates and Policies" collection of the *Revue de l'OFCE* entitled "[Towards a better governance in the EU?](#)". The papers are organized around four themes: fiscal governance, analysis of fiscal policy, bank governance, and macroeconomic issues.

The global financial crisis of 2007 and the sovereign debt crisis in the euro area that began in 2009 have highlighted shortcomings in EU governance. The intense debate that has been going on among economists over how to analyze these shortcomings and proposals for improved governance also marked the EUROFRAME Conference.

How can the Economic and Monetary Union be strengthened between countries that are still fundamentally different? How can we get out of the financial and economic crisis, the sovereign debt crisis, fiscal austerity and depression? Is it possible to develop a governance of the euro area that ensures the strength of the single currency, that avoids widening the disparities between Member States, and that gives the Members the flexibility needed, while forbidding non-cooperative policies, whether that means the excessive pursuit of competitiveness and trade surpluses or the irresponsible swelling of their public or foreign debt?

The articles in this issue provide readers with various viewpoints on possible pathways that Europe could take:

– Some authors think that we should stick to the original Treaty, abolish solidarity mechanisms, prohibit the Central Bank from buying the debt of member countries, and make it compulsory for them to find financing on the financial markets, which, stung by the Greek experience, will now be more vigilant and impose risk premiums on countries they consider lax. But is this compatible with the single currency? Are the markets really competent in macroeconomic matters? And will the euro zone members accept being reduced to the rank of countries without monetary sovereignty, whose public debt is considered risky and who do not control their interest rates?

– Other authors believe that we should gradually move towards a federal Europe, where the European authorities would be responsible for the fiscal policy of each MemberState; this would need to be accompanied by a democratization of EU institutions, perhaps including even some form of political union. But can there be centralized management of countries in different economic circumstances with different economic and social structures, and which thus need differentiated strategies? Isn't the euro zone just too heterogeneous for this? Would every country agree to submit its social and economic choices to European trade-offs?

– Other authors believe that such heterogeneous countries cannot share a single currency; that the Northern countries will refuse to give an unconditional guarantee of public debt, even though this is a prerequisite for maintaining the euro zone's unity; that Europe is incapable of organizing a common but differentiated strategy; and that the differentials accumulated in terms of competitiveness require large exchange rate adjustments in Europe. Exchange rates need to be allowed to reflect the Members' different situations, *i.e.* sharp exchange rate falls in the Southern countries, and sharp rises in the Northern countries, by returning to the

European Monetary System, or even to flexible exchange rates. Each country would then have to face up to its responsibilities: the Northern countries will have to boost domestic demand, while the Southern ones will have to use their gains in competitiveness to rebuild their export sectors. But no country is demanding this leap into the unknown – the financial consequences could be terrible.

– Finally, some authors, including ourselves, believe that public debts should once again be risk-free assets, guaranteed by the ECB, as part of a process of genuine coordination of economic policy by the Member States, while explicitly targeting full employment and the coordinated reduction of imbalances in the zone. But isn't such coordination a myth? Is a country going to agree to change its economic policy objectives to help the situation of its partners? Don't the European countries today mistrust each other too much to agree to guarantee the public debt of their partners?

These are the questions addressed in this issue, which, as the European elections draw near, we hope will make a useful contribution to the debate on EU governance.

[\[1\] EUROFRAME](#) is a network of European economic institutes, which includes: the DIW and IFW (Germany), WIFO (Austria), ETLA (Finland), OFCE (France), ESRI (Ireland), PROMETEIA (Italy), CPB (Netherlands), CASE (Poland) and NIESR (United Kingdom).

[\[2\]](#) This issue is published in English.

Revising the budget in Croatia: yes, but ... for whom and why?

By [Sandrine Levasseur](#)

Under the [excessive deficit procedure that Croatia has been subject to since 28 January 2014](#), the country's government has been obliged to revise its projected budget for the forthcoming three years, which is the timeframe that has been set for putting its finances into "good order", with "good order" being understood to mean a public deficit that does not exceed 3% of GDP. This new budget is being fixed in adverse economic conditions, as the government's forecast of GDP growth for 2014 has been revised downward from 1.3% to a tiny 0.2%.

Paradoxically, the new budget could help prolong the recession in the country rather than help it recover, at least in 2014. This paradox is especially worth noting since this is also the opinion of those for whom the Croatian government is making this adjustment: first of all, the [rating agencies](#), and second, the international institutions (or at least [the IMF](#), as the European Commission has to keep quiet on the matter). In fact, a simple glance at the revised budget is enough to see that the fiscal adjustment being proposed by the Croatian government will not have an expansionary impact on GDP. For example, the budget provides for a hike in tax revenues, in particular through an increase in the rate of health insurance contributions from 13% to 15%. But this will also result in undermining the [international competitiveness of the country's businesses](#), which have already been hit hard.

The wages and bonuses of civil servants will fall (by about 6%) so as to give the public finances some breathing room. But these cuts in civil servant salaries will not help perk up domestic demand, which has been anaemic due to the [adjustments consumers and businesses have made in their balance sheets](#). To take the latest example, to help bail out the state finances the profits of state enterprises will not be reinvested in the economy. However, the country is thereby depriving itself of a source of growth since, because of their weight in the economy, these enterprises account for a large [share of productive investment](#).

There is no doubt that Croatia's public finances need to be cleaned up. However, the horizon for the fiscal consolidation decided on by the Croatian government seems to us extremely "short-termist", as it doesn't call into question the existing model of growth or seek sources of sustainable growth. A few weeks ago, in an [OFCE note](#) we discussed the impact alternative fiscal adjustments would have on growth and the public finances. In the specific [case of Croatia](#), the government cannot avoid the need to consider doing the following: restructuring the productive apparatus (including through privatization and concessions); improving the system of tax collection; and, more broadly, implementing an anti-corruption policy to improve the country's "business climate". In the meantime, in large part due to the fiscal decisions being taken, 2014 is likely to wind up as the sixth year in a row Croatia has been in recession. The IMF forecasts, which anticipate that the recessionary impact of the fiscal consolidation will be greater than that projected by the Croatian government, [is expecting GDP to fall by about 0.5% to 1%](#) in 2014. In total, the decline in GDP since 2009 will therefore come to between 11.6% and 12.5%. It's not exactly the stuff of dreams...

So far so good ...

By [Christophe Blot](#)

The euro zone is still in recession. According to Eurostat, GDP fell again in the fourth quarter of 2012 (-0.6%). This figure, which was below expectations, is the worst quarterly performance in the euro zone since the first quarter of 2009, and it is also the fifth consecutive quarter of a decline in activity. For 2012 as a whole, GDP decreased by 0.5%. This annual figure masks substantial heterogeneity in the zone (Figures 1 and 2), since Germany posted annual growth of 0.9% while for the second consecutive year Greece is likely to suffer a recession of more than 6%. Moreover, taking all the countries together, the growth rate will be lower in 2012 than in 2011, and some countries (Spain and Italy to name but two) will sink deeper into depression. This performance is all the more worrying as several months of renewed optimism had aroused hopes that the euro zone was recovering from the crisis. Were there grounds for such hope?

Although it is very cautious about growth for 2012, the European Commission, in its [annual report](#) on growth, noted the return of some good news. In particular, the fall in long-term sovereign rates in Spain and Italy and the success on the financial markets of the public debt issues by Ireland and Portugal reflected renewed confidence. It is clear now however that confidence is not enough. Domestic demand has stalled in France and is in freefall in Spain. All this is hurting trade within the zone, since a decline in imports by one country means a decline in exports from others, which is amplifying the recessive dynamics afflicting the countries in the zone as a whole. As we noted in our [previous forecasting exercise](#) and on the occasion of the publication of the [iAGS](#) (independent

Annual Growth Survey), a recovery cannot in any case rely solely on a return of confidence so long as highly restrictive fiscal policies are being carried out synchronously throughout Europe.

Since the third quarter of 2011, the signals have all confirmed our scenario and showed that the euro zone has gradually sunk into a new recession. Unemployment has continued to rise, setting new records every month. In December 2012, according to Eurostat 11.7% of the euro zone working population were jobless. However, neither the European Commission nor the European governments have adjusted their fiscal strategy, arguing that fiscal efforts were needed to restore credibility and confidence, which would in turn lower interest rates and create a healthy environment for future growth. In doing this, the Commission has systematically underestimated the recessionary impact of the fiscal consolidation measures and has ignored the increasingly abundant literature showing that the multipliers rise in times of crisis and may be substantially higher than one (see the post by [Eric Heyer](#) on this subject). Advocates of fiscal austerity also believe that the costs of such a strategy are inevitable and temporary. They view fiscal consolidation as a prerequisite for a return to growth and downplay the long-term costs of such a strategy.

This dogmatic blindness recalls the final comment in the film *La Haine* (directed by Mathieu Kassovitz): "This is the story of a society that is falling, and to reassure itself as it falls constantly repeats, so far so good, so far so good, so far so good ... what's important is not the fall, it's the landing." It is time to recognize that the economic policy in force since 2011 has been a mistake. It is not creating the conditions for a recovery. Worse, it is directly responsible for the return of recession and for the social catastrophe that is continuing to deepen in Europe. As we have shown, other strategies are possible. They do not neglect the

importance of eventually making the public finances sustainable once again. By postponing and reducing the scale of austerity (see the note by [Marion Cochard, Bruno Ducoudré and Danielle Schweisguth](#)), it would be possible to make more rapid progress in restoring growth and cutting unemployment.

